

# La UPC en el THE IMPACT RANKINGS 2024

## OVERALL SCORE

**73** out of 100

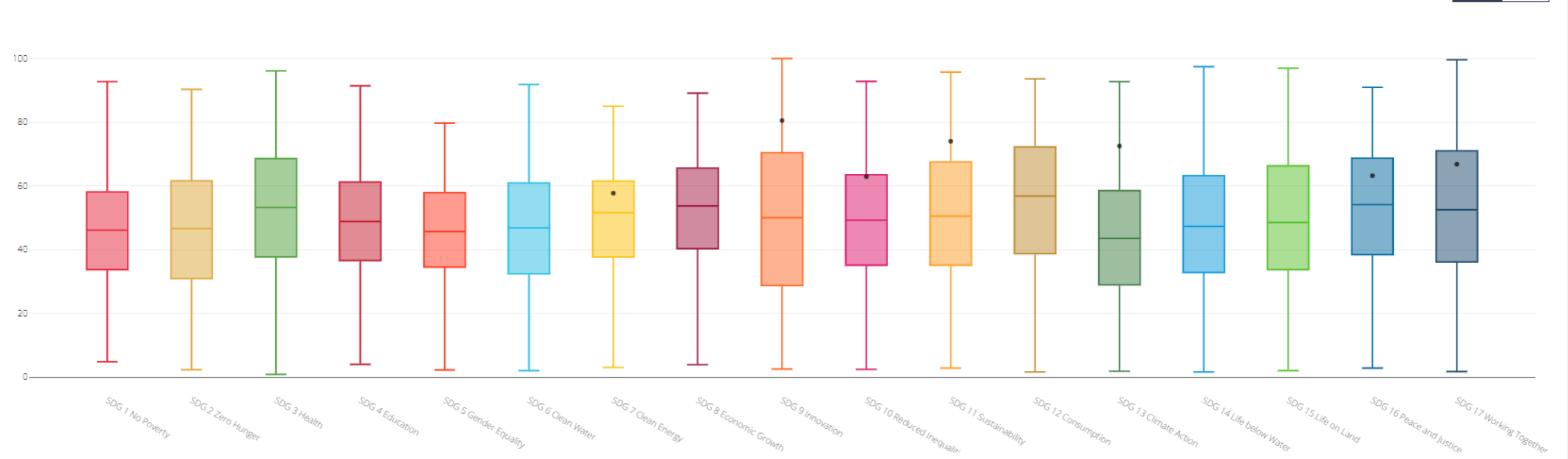
## OVERALL RANK

**401-600** out of 1963 institutions

## SDG PARTICIPATED

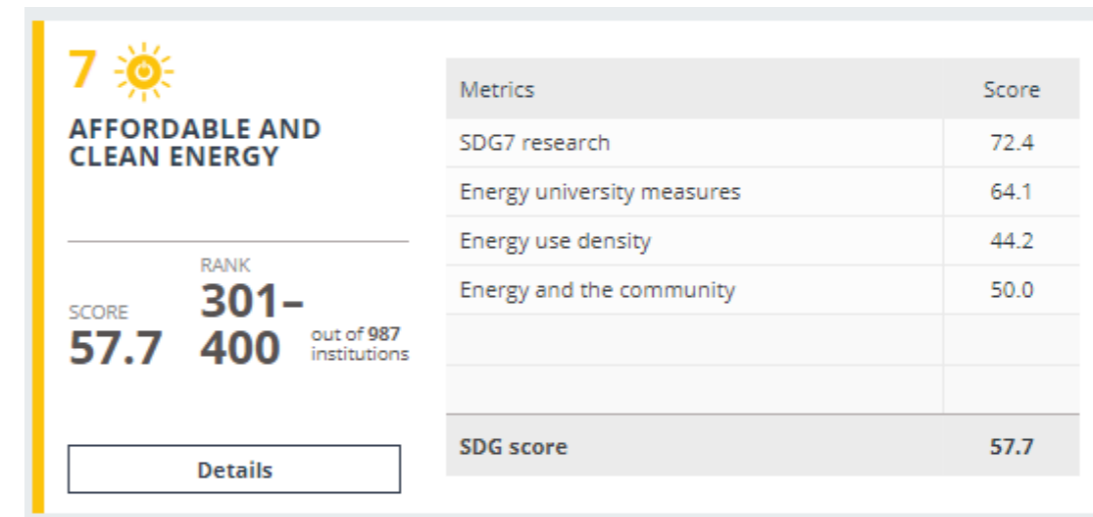
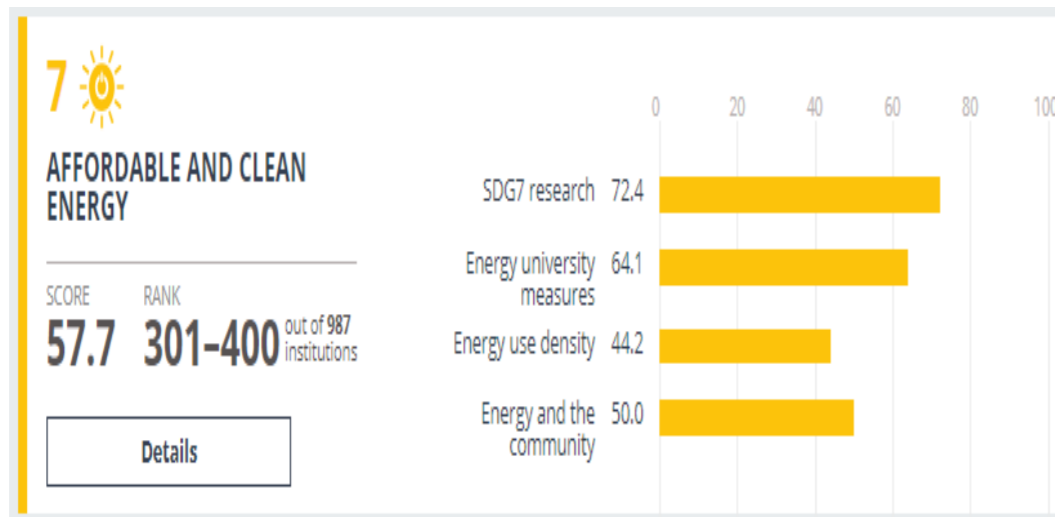
**7** out of 17 Sustainable Development Goals

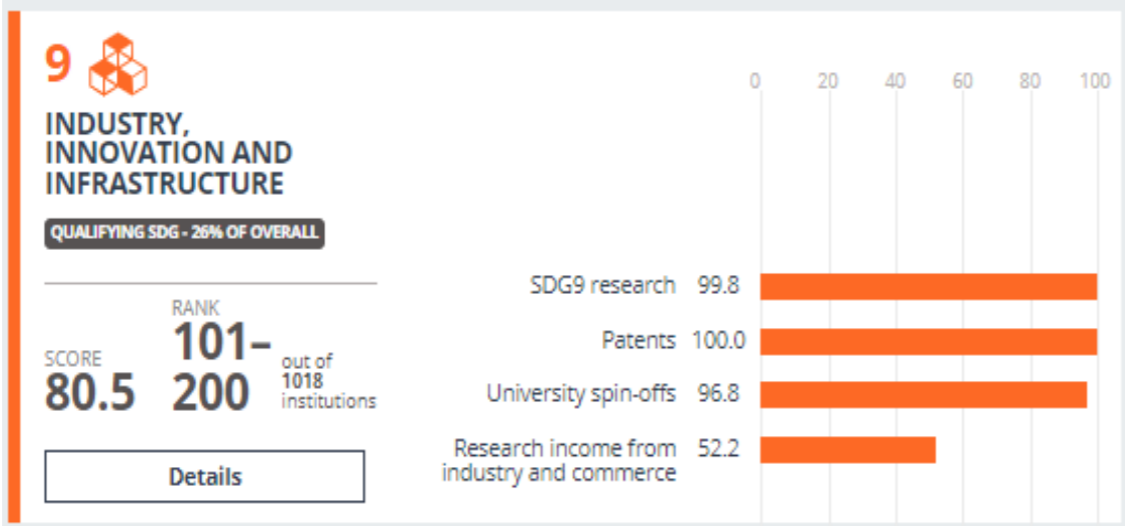
## SDG SCORES




	SDG 1 No Poverty	SDG 2 Zero Hunger	SDG 3 Health	SDG 4 Education	SDG 5 Gender Equality	SDG 6 Clean Water	SDG 7 Clean Energy	SDG 8 Economic Growth	SDG 9 Innovation	SDG 10 Reduced Inequalities	SDG 11 Sustainability	SDG 12 Consumption	SDG 13 Climate Action	SDG 14 Life below Water	SDG 15 Life on Land	SDG 16 Peace and Justice	SDG 17 Working Together
Your SDG Scores																	
	-	-	-	-	-	-	57.7	-	80.5	62.9	74.0	-	72.5	-	-	63.2	66.8
Worldwide SDG scores																	
Top	92.7	90.3	96.1	91.4	79.7	91.8	85.0	89.1	100.0	92.8	95.7	93.6	92.7	97.4	96.9	90.9	99.6
75%	58.1	61.6	68.6	61.2	57.9	60.9	61.5	65.6	70.4	63.5	67.5	72.2	58.5	63.2	66.3	68.7	71.0
Median	46.1	46.6	53.2	48.8	45.7	46.8	51.6	53.7	50.0	49.2	50.5	56.8	43.5	47.3	48.5	54.1	52.5
25%	33.7	30.9	37.7	36.6	34.5	32.4	37.7	40.3	28.7	35.1	35.1	38.7	28.9	32.8	33.7	38.4	36.1
Bottom	4.8	2.3	0.8	4.0	2.2	2.0	3.0	3.9	2.5	2.4	2.8	1.6	1.8	1.6	2.0	2.8	1.7

## Sustainable Development Goals Breakdowns





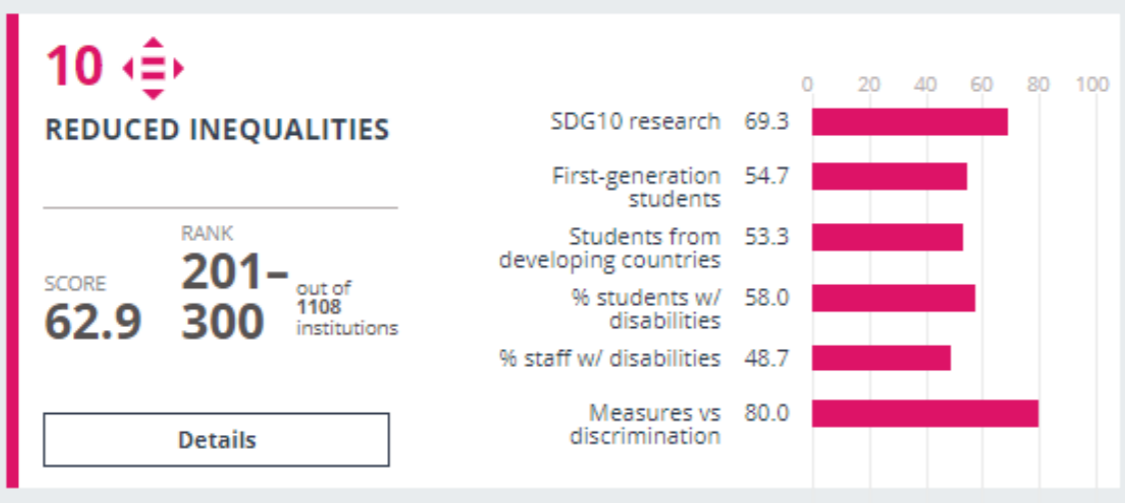
**9**  **INDUSTRY, INNOVATION AND INFRASTRUCTURE**


QUALIFYING SDG - 26% OF OVERALL

SCORE **80.5** RANK **101-** out of 1018 institutions

[Details](#)

Metrics	Score
SDG9 research	99.8
Patents	100.0
University spin-offs	96.8
Research income from industry and commerce	52.2
<b>SDG score</b>	<b>80.5</b>

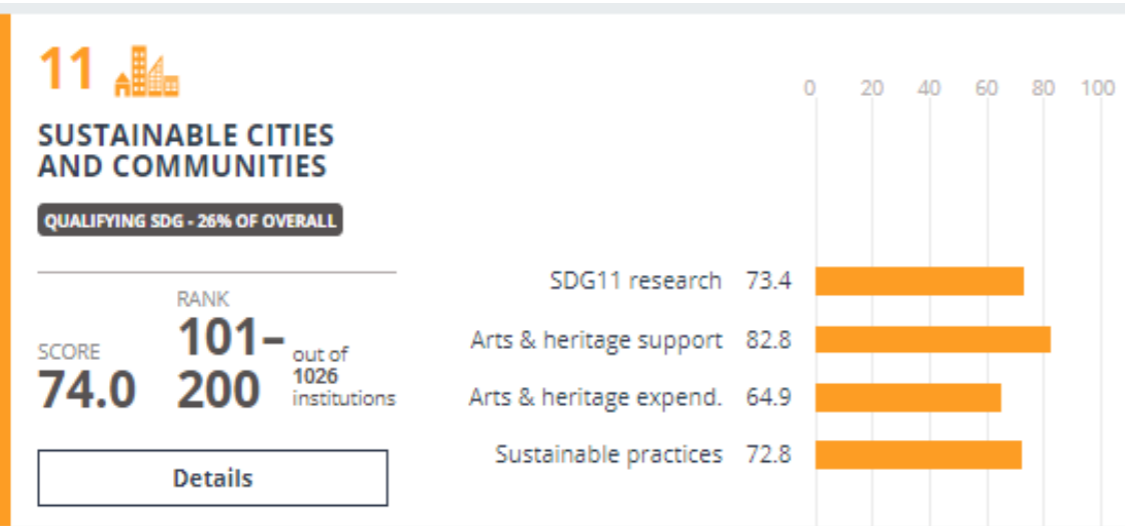



**10**  **REDUCED INEQUALITIES**

SCORE **62.9** RANK **201-** out of 1108 institutions

[Details](#)

Metrics	Score
SDG10 research	69.3
First-generation students	54.7
Students from developing countries	53.3
% students w/ disabilities	58.0
% staff w/ disabilities	48.7
Measures vs discrimination	80.0
<b>SDG score</b>	<b>62.9</b>



**11**  **SUSTAINABLE CITIES AND COMMUNITIES**

QUALIFYING SDG - 26% OF OVERALL

SCORE **74.0** RANK **101-** out of 1026 institutions

[Details](#)

Metrics	Score
SDG11 research	73.4
Arts & heritage support	82.8
Arts & heritage expend.	64.9
Sustainable practices	72.8
<b>SDG score</b>	<b>74.0</b>

# 13

## CLIMATE ACTION

QUALIFYING SDG - 26% OF OVERALL

SCORE **72.5** RANK **58** out of 924 institutions

[Details](#)

Metrics	Score
SDG13 research	73.7
Low-carbon energy use	65.4
Environment edu. measures	96.7
Commit. to carbon neutral	55.0
<b>SDG score</b>	<b>72.5</b>

# 13

## CLIMATE ACTION

QUALIFYING SDG - 26% OF OVERALL

SCORE **72.5** RANK **58** out of 924 institutions

[Details](#)

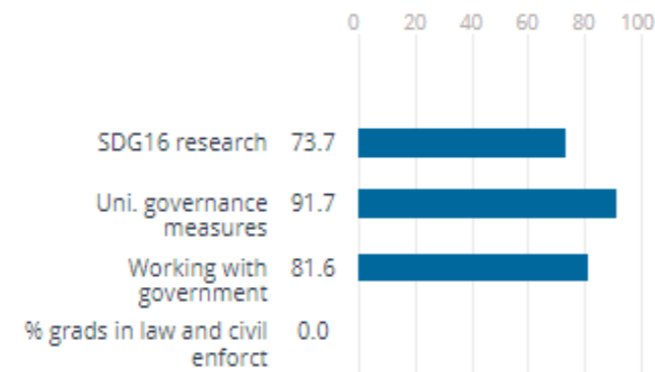
Metrics	Score
SDG13 research	73.7
Low-carbon energy use	65.4
Environment edu. measures	96.7
Commit. to carbon neutral	55.0
<b>SDG score</b>	<b>72.5</b>

# 16

## PEACE, JUSTICE AND STRONG INSTITUTIONS

SCORE **63.2** RANK **301-400** out of 1086 institutions

[Details](#)



# 16

## PEACE, JUSTICE AND STRONG INSTITUTIONS

SCORE **63.2** RANK **301-400** out of 1086 institutions

[Details](#)

Metrics	Score
SDG16 research	73.7
Uni. governance measures	91.7
Working with government	81.6
% grads in law and civil enforct	0.0
<b>SDG score</b>	<b>63.2</b>

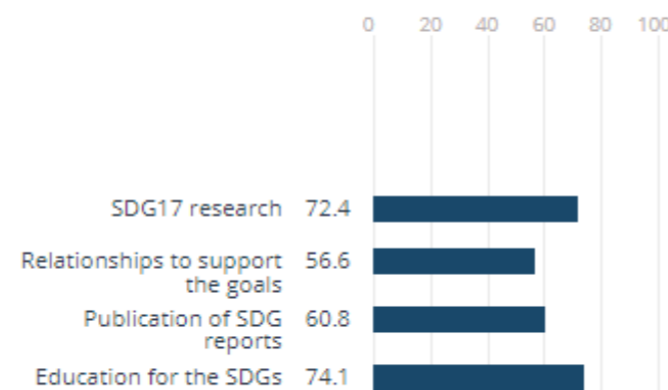
# 17

## PARTNERSHIP FOR THE GOALS

MANDATORY QUALIFYING SDG - 22% OF OVERALL

SCORE **66.8** RANK **601-800** out of 2031 institutions

[Details](#)



# 17

## PARTNERSHIP FOR THE GOALS

MANDATORY QUALIFYING SDG - 22% OF OVERALL

SCORE **66.8** RANK **601-800** out of 2031 institutions

[Details](#)

Metrics	Score
SDG17 research	72.4
Relationships to support the goals	56.6
Publication of SDG reports	60.8
Education for the SDGs	74.1
<b>SDG score</b>	<b>66.8</b>