

Sustainability 2023

**Universitat Politècnica de Catalunya ·
BarcelonaTech (UPC)
Spain**



Contents

An Introduction to Sustainability	1
Performance Lenses and Weightings	2
Your Overall Performance Rank	3
Performance Lenses and Indicators: Environmental Impact	4
Performance Lenses and Indicators: Social Impact (Part 1)	5
Performance Lenses and Indicators: Social Impact (Part 2)	6
Performance Lenses and Indicators: Social Impact (Part 3)	7
Global Overview	8
Institutions by Region and Rank Bands	9
Ranks by Performance Lens	10
Scores by Performance Lens	11
Global Distribution of Scores	12
Domestic Rank Comparison	13
Research Output by SDG Group	14


An Introduction to Sustainability

QS is providing a framework to show how universities are taking action to tackle the world's greatest Environmental, Social and Governance (ESG) challenges through our new QS World University Rankings: Sustainability. At QS, we know that universities are uniquely placed to lead the world in accelerating the pace of environmental and social change. Through research, teaching and community engagement, universities have the expertise and opportunity to drive sustainable development forward.

To achieve this, we have engaged more than 40 world-leading experts across 20 countries on the QS Rankings Advisory Board. We've reached out to hundreds of representatives at universities across the globe and with our data partners at Elsevier, Yale University and the Academic Freedom Index.

There are two categories to the ranking: an **Environmental Impact** category, and a **Social Impact** category. Institutes can rank separately in each of these categories, in both of them, and overall. Each Performance Lens is made up of separate indicators which are then aggregated to form a weight for each lens. The weights of each performance lens sum to 100% for each category, and each category will in turn contribute 50% towards the overall rank.

Institutions as large organisations have a direct impact on their surrounding natural environment, but also in shaping and influencing environmental policies at national and global levels, through scholarship, teaching and research.



Institutions, through innovations including knowledge, culture and norms, have a vital role to play in promoting and shaping a more environmentally sustainable world. Showcasing and recognising their exceptional contributions will enable these to spread globally.

The institution's role in (and for) the community, traditionally referred to as a institution's 'third mission' deserves being elevated to the same level as its teaching and research missions. More pro-active institutional engagement in social justice issues will enable universities to play their part in delivering on the UN SDGs.



Measuring the social impact of an institute will enable to showcase this dimension and put social topics on the map, and make them impossible to ignore at both national and institutional levels. As Management guru Peter Drucker once said: "what gets measured, gets managed."

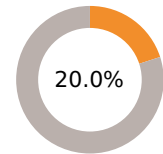


Methodology: Performance Lenses and Weightings

Social Impact

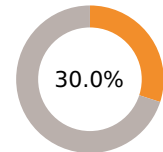
Employment & Opportunities

This lens assesses the ability of the institution to propel graduates into strong careers, as well as the strength of connections the institution has with employers. We also survey alumni to ask how their institution prepared them for their careers, measure the impact of research into SDG 8, 9 and 16, and then add national-level statistics on employment. These are aggregated to produce a score.



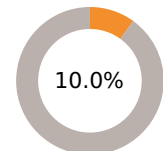
Equality

This lens assesses the climate of equality at the institution. It aggregates the following data to produce a score: research being done by institutions in SDGs 5 and 10; the operational activities of the institution; student and staff gender ratios; and national-level statistics on equality.



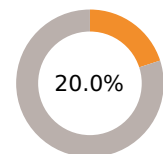
Life Quality

This lens assesses the institution's impact on research into areas that affect our health and wellbeing as well as those of other living creatures. It looks at the research impact of SDGs: 1, 2, 3 and 6 and then overlays national-level statistics. We aggregate these to produce a final score.



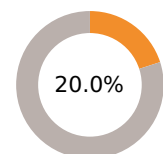
Impact of Education

This lens assesses the education provision and quality of certain subjects at the institution which most closely align with 'society': Education, Politics, Social Policy, Law, Art & Design. It also looks at research into education, and alumni impact in the education sector. National-level statistics on education are also included. These are all aggregated to produce a score.



Knowledge Exchange

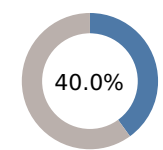
This lens assesses how institutions partner in research and with industry to share knowledge and spur educational growth. It has two research collaboration metrics and one research partnership with industry metric. These three metrics are aggregated to produce the score.



Environmental Impact

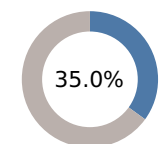
Sustainable Education

This lens assesses how institutions are educating students to both understand and make a difference to the environment. It combines: academic reputation in Earth and Marine Sciences & Environmental Science; alumni outcomes data on those who go on to drive policy and third-sector work in the environment; presence of environmental research centres and available curriculum on climate related subjects. The data is aggregated to form a final score.



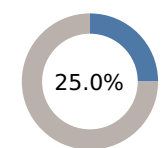
Sustainable Institutions

This lens assesses the institution's strategy and operations towards an environmentally sustainable future. It asks whether or not an Institution has a) committed to environmental impact alleviation and b) demonstrated that commitment. Data from alumni, operations and policies, staff perceptions and reporting & governance are aggregated to form the final score.



Sustainable Research

This lens assesses the impact of the research being done in areas aligned to specific UN SDG's, giving an indication of the relative research environment and attention being given to these crucial topics. It combines research data on the following SDGs: 7, 11, 12,13,14, & 15. It also brings in national-level data on research spend as a proportion of GDP. The data is aggregated to form a final score.





QS Sustainability Ranking

Universitat Politècnica de Catalunya · BarcelonaTech (UPC)

Overall Rank

191-200



Performances Lenses and Data Indicators

Environmental Impact

An institution can impact and be impacted by the environment in a variety of ways. This macro category – Environmental Impact – provides a broad sense of whether an institution is strategizing, researching and educating with the environment in mind. A combinations of indicators are used, blending data from QS, universities, Elsevier and global bodies such as UNESCO and the World Bank. We then aggregate and transform this into a score for each lens.

Lens 1. Sustainable Institutions.

Assesses the institutions operations, its commitment to sustainability, and whether strong governance is evidenced. A composite metric composed of:

- Alumni Impact on environment from the corporate sector
- Membership of organisations and groups devoted to sustainable development
- Staff perceptions of their institution's commitment
- Having procurement and investment policies that refer to sustainability
- Having a student society related to the environment or sustainable development
- Recording and reporting the institution's energy, emissions and water usage.

Lens 2. Sustainable Education.

A composite metric composed of:

- Academic reputation from Earth & Marine Sciences & Environmental Sciences in QS Subject ranking.
- The impact of alumni in the public and third sector working to improve environmental standards
- Having a sustainable development or climate focused research centre
- Providing degrees on climate & environmental related subjects

Lens 3. Sustainable Research.

Assesses the impact of SDG-aligned research, taking into account volume of output, citation and presence in high-impact journals.

National commitment to higher education – UNESCO data on the proportion of GDP spent on the university sector.

The following SDGs were used:



Performances Lenses and Data Indicators

Social Impact

The second category of this ranking is Social Impact. It is comprised of five performance lenses that represent different aspects of an institution's work in ensuring social progress as well as quality education. As with the Environmental Category, it blends data from QS, institutions, Elsevier and organisations such as UNESCO and the World Bank.

Lens 1. Equality.

This lens focuses on social equality. We look at the research being done by institutions in these areas, the operational realities of the institution, gender ratios and country-level data. The following indicators are used to form this lens.

Research Impact. Assesses the impact of SDG-aligned research, taking into account volume of output, citation and presence in high-impact journals. The following SDGs were used here:



Student Gender Ratio. Ensures the institution has a significant proportion of female students

Faculty Gender Ratio. Ensures the institution has a significant proportion of female faculty staff

Ratio of Women in Leadership. Assesses whether the institution has strong representation of female leaders

Policy on Equality, Diversity and Inclusion (EDI). Assesses whether the institution has a policy in place to protect people of different social groups (e.g. sex, ethnicity, sexuality)

Staff Experiences. Assesses the views of the academics who work at the institution, and specifically their perception of commitment to equality.

Office for Disability Support. Assesses whether the institution has a designated office to support those who are differently abled, both physically and in mental health.

Country-Level Indicators.

- Gender Pay Gap - OECD data.
- Global Acceptance Index - Williams Institute
- Ratio of Women in Workforce - World Bank Data
- Seats Held by Women in Parliament - World Bank Data
- Palma Index (wealth disparity) - OECD data
- Signatory to the UN Declaration of Racial Discrimination - UN data

Lens 2. Knowledge Exchange.

This lens assesses how institutions partner in research and with industry to share knowledge and spur educational growth. In the research component, we look specifically at research partnerships between more and less developed nations.

International Research Network: Commitment to Disseminate. Research score for institutions who have collaborated with official economic assistance (OECD) country institutions. This rewards downwards knowledge transfer

International Research Network: Commitment to Progress. Research score for institutions in countries which have received official economic assistance (OECD) who collaborate with institutions in non-assisted countries.

Partnerships with Industry. Assesses the strength of partnerships between institutions and employers, in areas such as work experience, training, funding and internship opportunities.

Find the digital campaign package to suit your audience and budget

Use our digital expertise to reach interested and qualified students around the world. Choose from a range of packages and products to suit your brand awareness strategy and budget.

Advanced Profiles

58 million visitors to QS websites

Digital display adverts

250 million impressions a year

Sponsored content

520K impressions a month

Newsletters & emails

420K reach

With our own platforms to reach students worldwide, QS is your ultimate student recruitment partner.

Connect directly

Join worldwide MBA-focused recruitment events, both in-person and online.

Show your expertise

Sponsor editorial content with a 10% average click-through-rate, including MBA or business-focused articles, and participate in webinars.

Stay visible

Upgrade to a QS Advanced Profile and benefit from increased search traffic and rich content features. Publish targeted digital display adverts with 250 million global impressions a year on our student-facing websites.

Increase your social reach

Feature on our TopUniversities.com and TopMBA.com social channels, which have the highest combined reach of 875K+ amongst our competitors.

"The Swedish Institute's email campaign generated 86 leads, and through their display campaign and sponsored article they generated a further 145."

To arrange a free consultation with a member of our team, head to [QS.com/contact](https://www.qs.com/contact)



Performances Lenses and Data Indicators

Social Impact

Lens 3. Impact of Education

This lens puts the focus on the education provision at the institution, whether relevant courses are offered and how well serviced they are for students wishing to study a subject aligned with sustainable development. In addition, this lens looks at the institution's ability to position students into careers that will have an impact on the sustainability sector.

Research Impact. Assesses the impact of SDG-aligned research, taking into account volume of output, citation and presence in high-impact journals. Research mapped to SDG 4 is used here.



Academic Reputation. The score in the following subjects in QS World University Rankings by Subject: *Education, Politics, Social Policy, Law, Art & Design*.

Alumni Impact in Education. Assesses whether the institution's alumni have gone on to make an impact in the education sector and in education policy.

Academic Freedom Index. A by-country metric produced by the Global Public Policy Institute in conjunction with Scholars at Risk. Assesses the openness of a country's research culture and ability of academics to research without sanction or force.

Country-level data.

- o Net flow of internationally mobile students - UNESCO
- o Expenditure on Education as a % of total government expenditure -UNESCO
- o Gross graduation ratio from tertiary education (UIS) - World Bank

Lens 4. Employability and Opportunities.

The ability to meet the UN's SDGs, as well as to ensure the future of the environmental, social and human capital that we are both impacted by, and depend on, needs a resilient and adaptable workforce. Ensuring people have jobs and opportunities has many downstream impacts on areas such as health and wellbeing to innovation and justice. This lens looks at the ability of the institution to help its students succeed in these areas, and the partnerships it creates with industry.

Employer Reputation Score. Taken from our Employer Reputation survey.

Employment Outcomes Score. Combined score of graduate employment rate and alumni outcomes as used in our World University Ranking.

Research Impact. Assesses the impact of SDG-aligned research, taking into account volume of output, citation and presence in high-impact journals. SDG 8 and 16 are used.



Career Preparedness. We surveyed alumni on the extent to which their institution experience prepared them for their current careers.

Country-level indicator.

National Unemployment Rate, taken from UNESCO statistics.

Performances Lenses and Data Indicators

Social Impact

Lens 5. Quality of Life.

This indicator assesses the institution's impact on research into areas that affect our health and wellbeing as well as those of other living creatures. It looks at the research impact of relevant SDG's, health options on campus and then overlays national-level statistics. We aggregate these to produce a final score.

Research Impact. Assesses the impact of SDG-aligned research, taking into account volume of output, citation and presence in high-impact journals.



Country-level indicators.

- o Signatory to the UN declaration against Torture
- o Air Quality Index (Yale's EPI)
- o Yale EPI overall

Health Options on Campus

Assesses whether the institution has on campus healthcare provision available.



Reputation strategy without the guesswork with QS Analytics

Use our data-rich platform to inform your decisions with clear performance benchmarks.

Join 210 institutions across 40 countries using over 430 trackers

- Track and benchmark your institution's performance against your peers.
- Identify gaps so you can improve your partnership, engagement, communication and marketing strategies.

Data sources

- QS Global Academic Survey and QS Global Employer Survey
- QS Rankings
- QS International Student Survey
- TopUniversities.com
- Google Analytics
- UNESCO and the United States Census Bureau

Choose from our Analytics Portfolio of trackers to personalise your package and get the data that will inform your strategic decisions

[NEW] QS Analytics Sustainability: Evaluate and compare your institution's environmental impact, social impact and commitment to good governance to build a strong sustainability strategy

Academic Reputation Tracker: See how your institution is perceived by the academic community to promote partnerships and research credibility.

Rankings Tracker: Track your own and your peers' performance both within rankings and beyond to inform your reputation and performance strategy.

Employer Reputation Tracker: Understand your perception amongst industry leaders to build better employer networks and graduate employment outcomes.

Subject Rankings Tracker: Track your own and your peers' ranking performance to understand the impact and influence of your institution in specific subject areas.

Student Insights Tracker: Learn what today's prospective students want in order to drive your recruitment efforts.

Turn your team into data experts with QS. Interpret global data relevant to your institution with our easy-to-use platform.

To arrange a free consultation with a member of our team, head to [QS.com/contact](https://www.qs.com/contact)

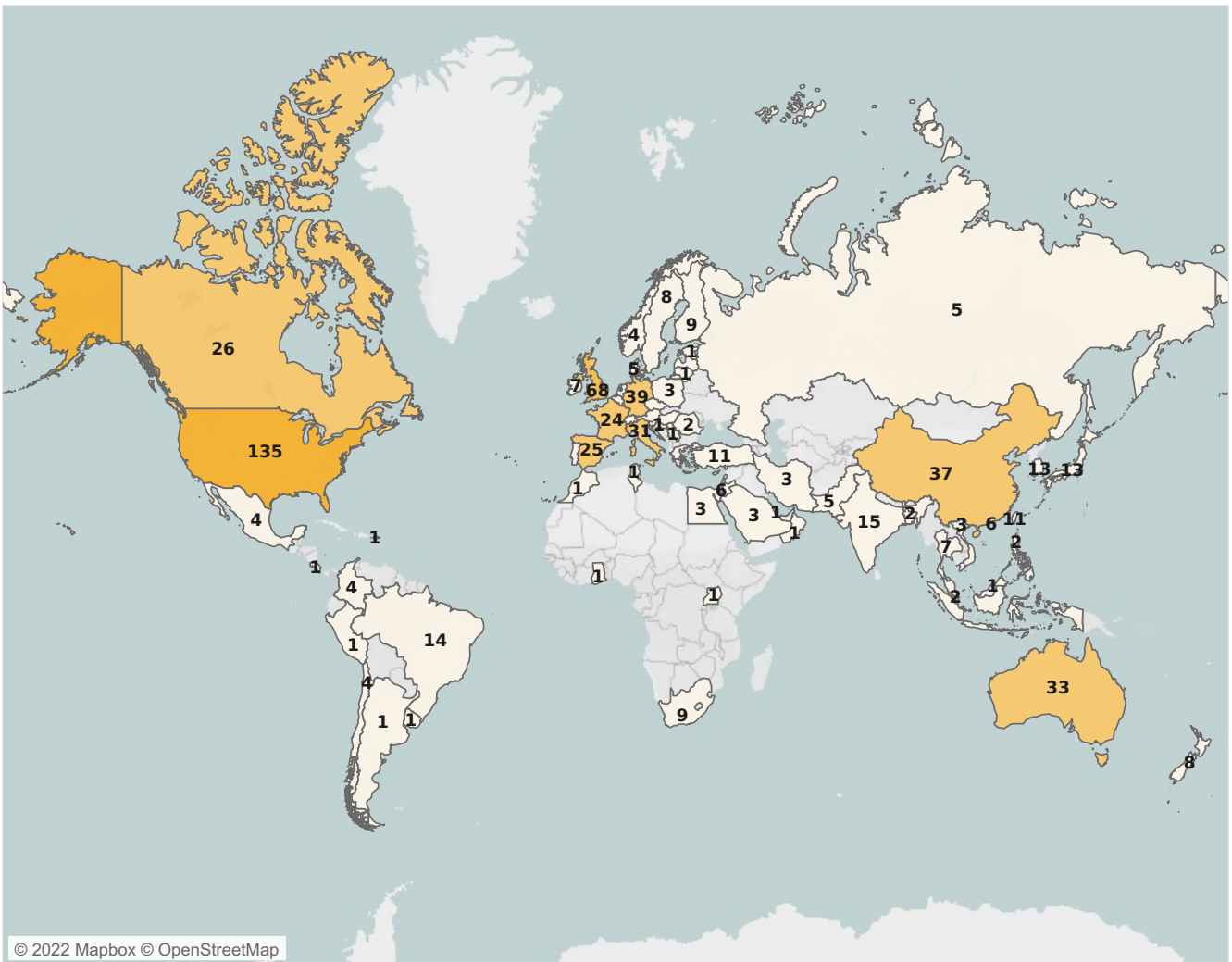
Sustainability Ranking: Global Overview

2023 Edition

Published Institutions

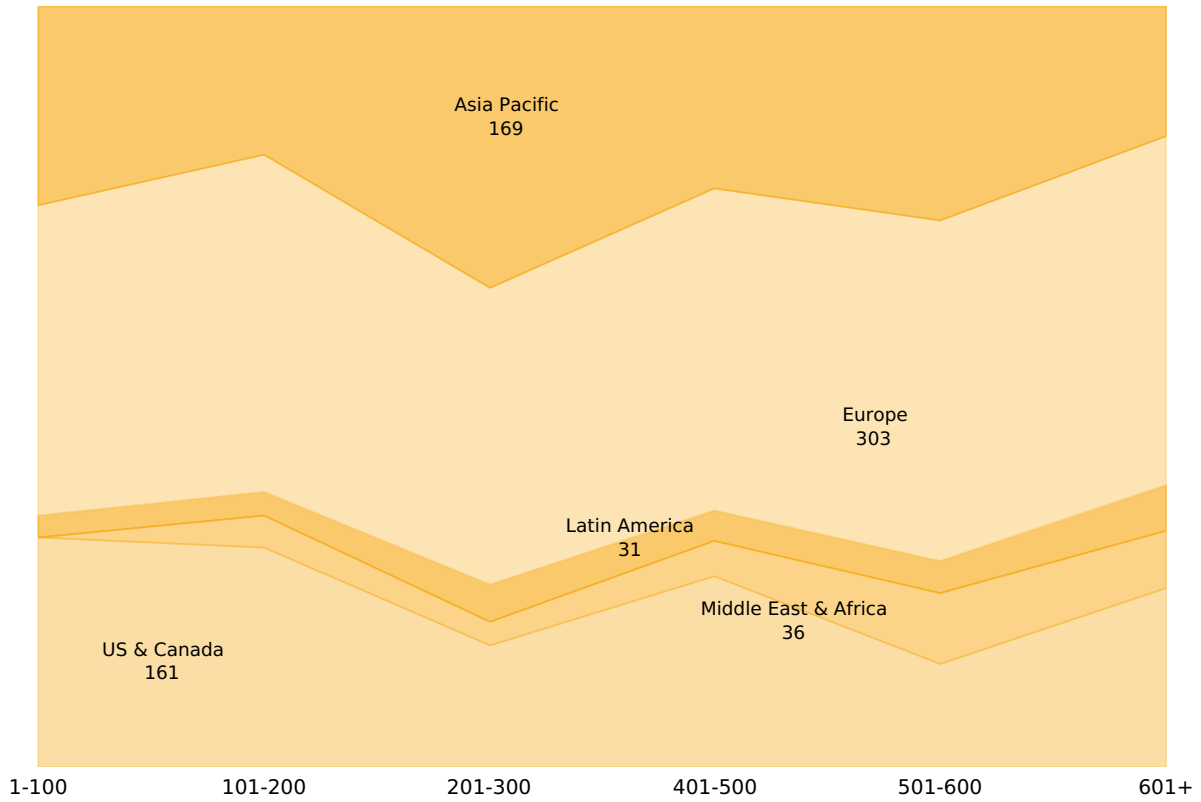
Globally	700
Locations	71
Europe Region	303
Spain	25

Top locations by number of published institutions

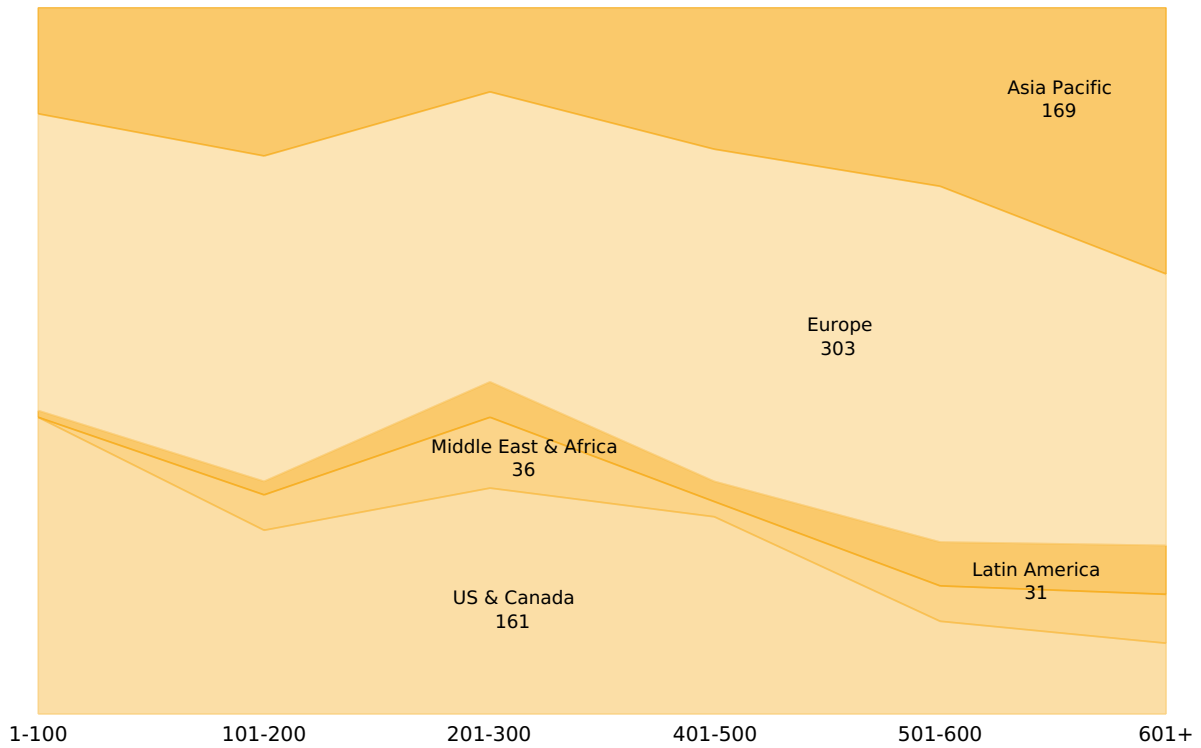


Institutions by Region and Rank Bands

Environmental Impact

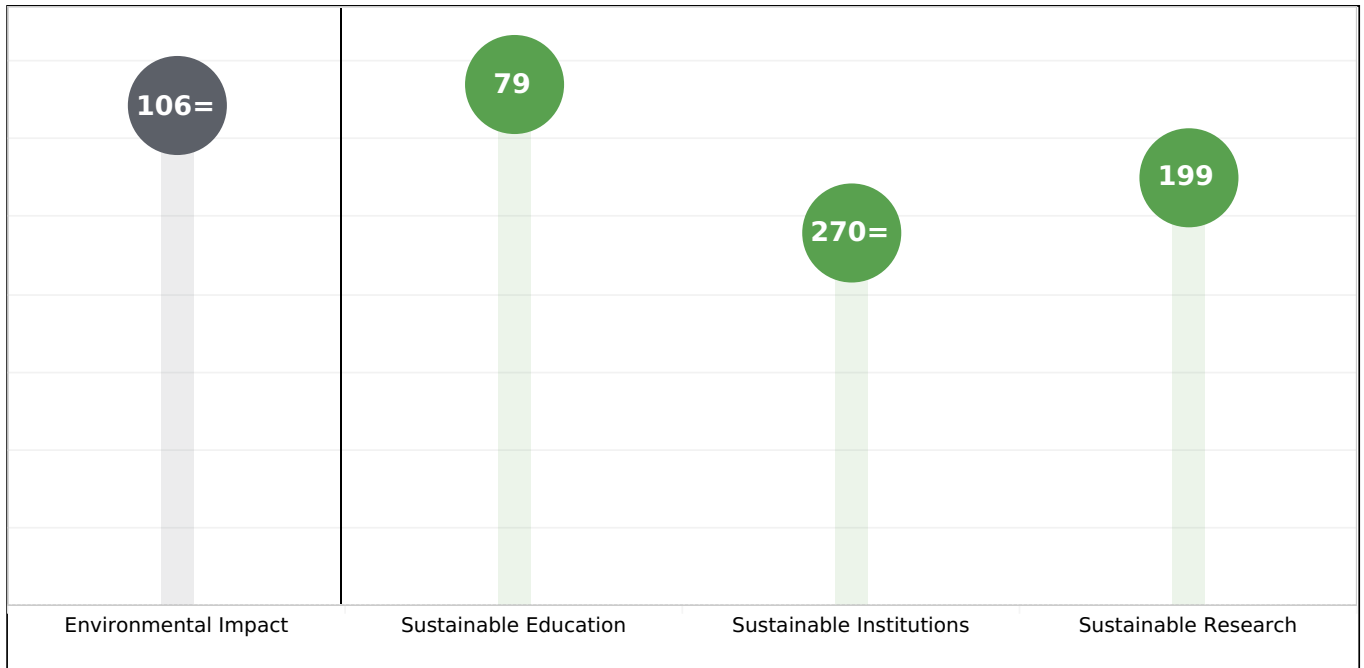


Social Impact



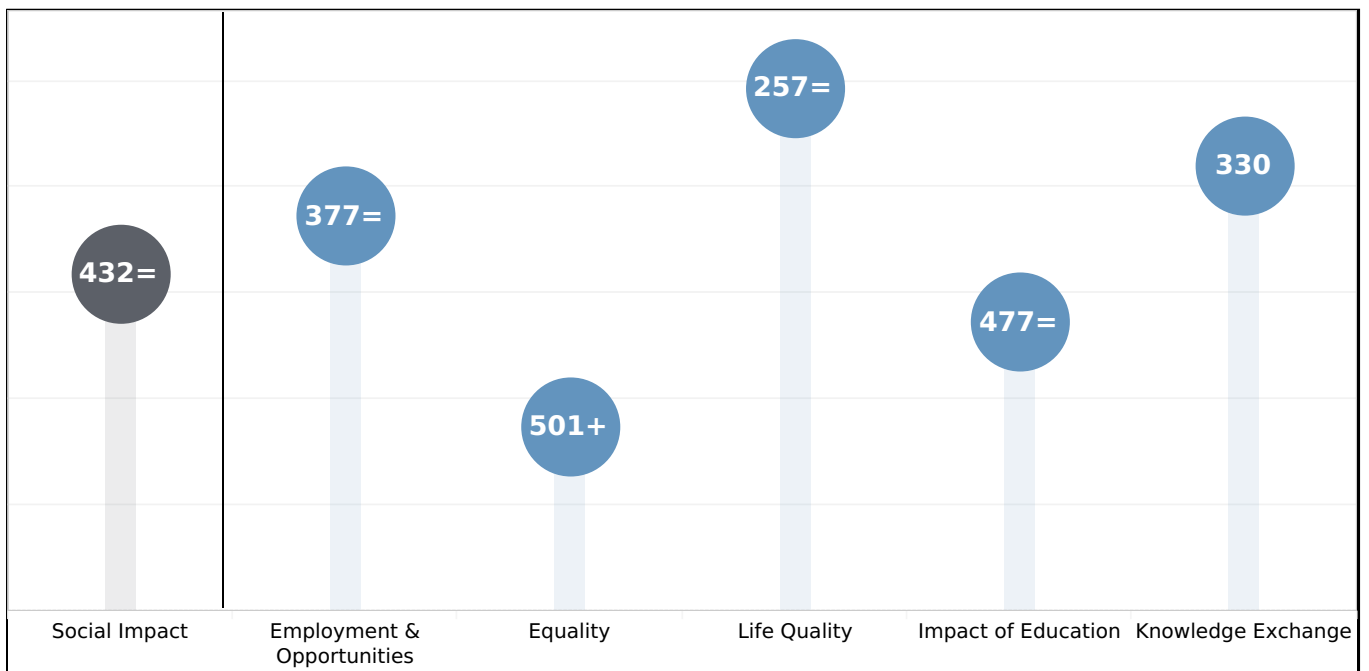
Ranks By Performance Lens

Environmental Impact Rank



At 79 globally, Sustainable Education is the strongest Environmental Lens for Universitat Politècnica de Catalunya · BarcelonaTech (UPC)


Social Impact Rank



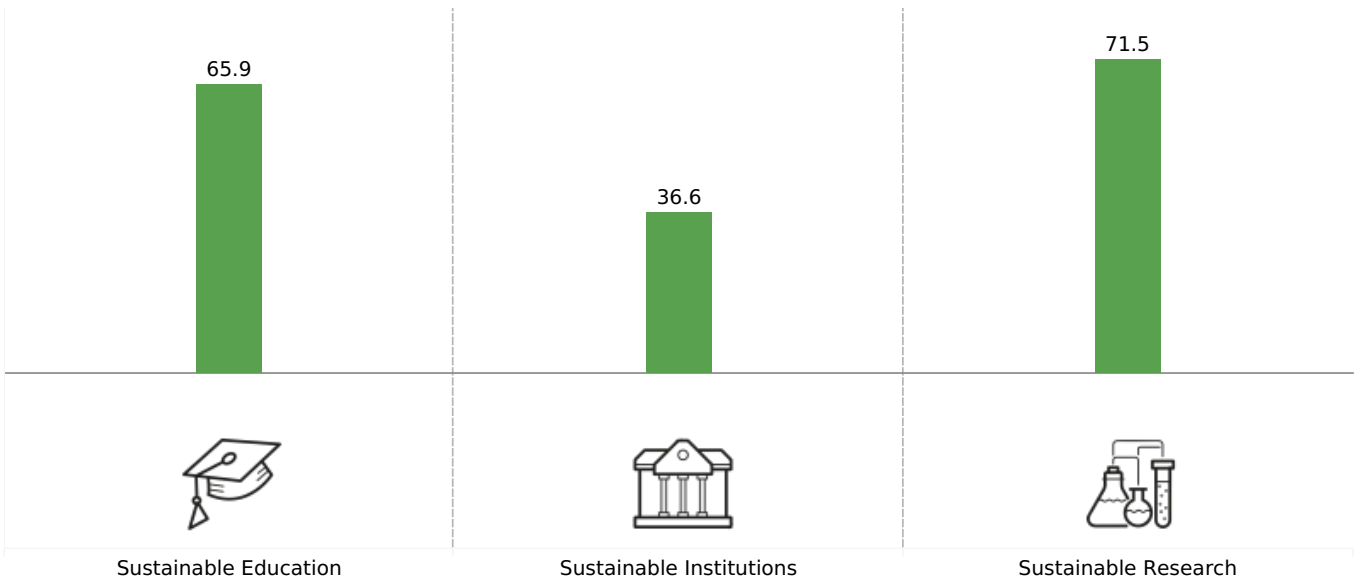
At 257= globally, Life Quality is the strongest Social Lens for Universitat Politècnica de Catalunya · BarcelonaTech (UPC)

Scores By Performance Lens

Environmental Impact Score 55.20 / 100



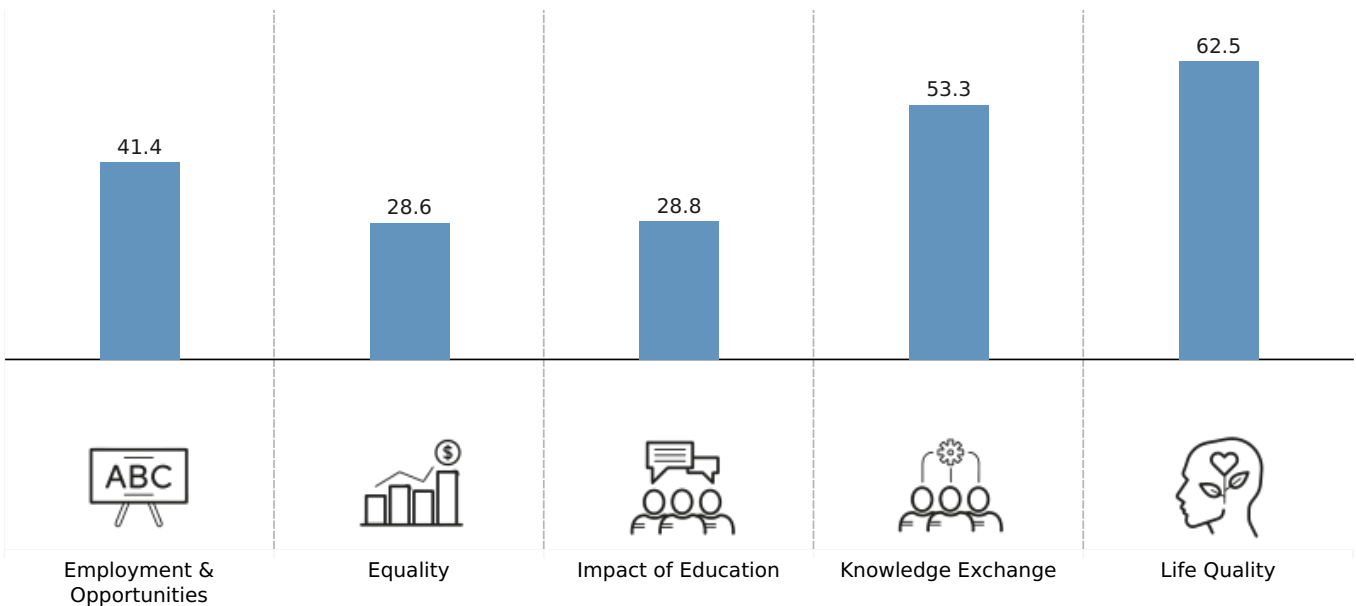
Environmental Impact Performance Lens Scores



Social Impact Score 32.50 / 100

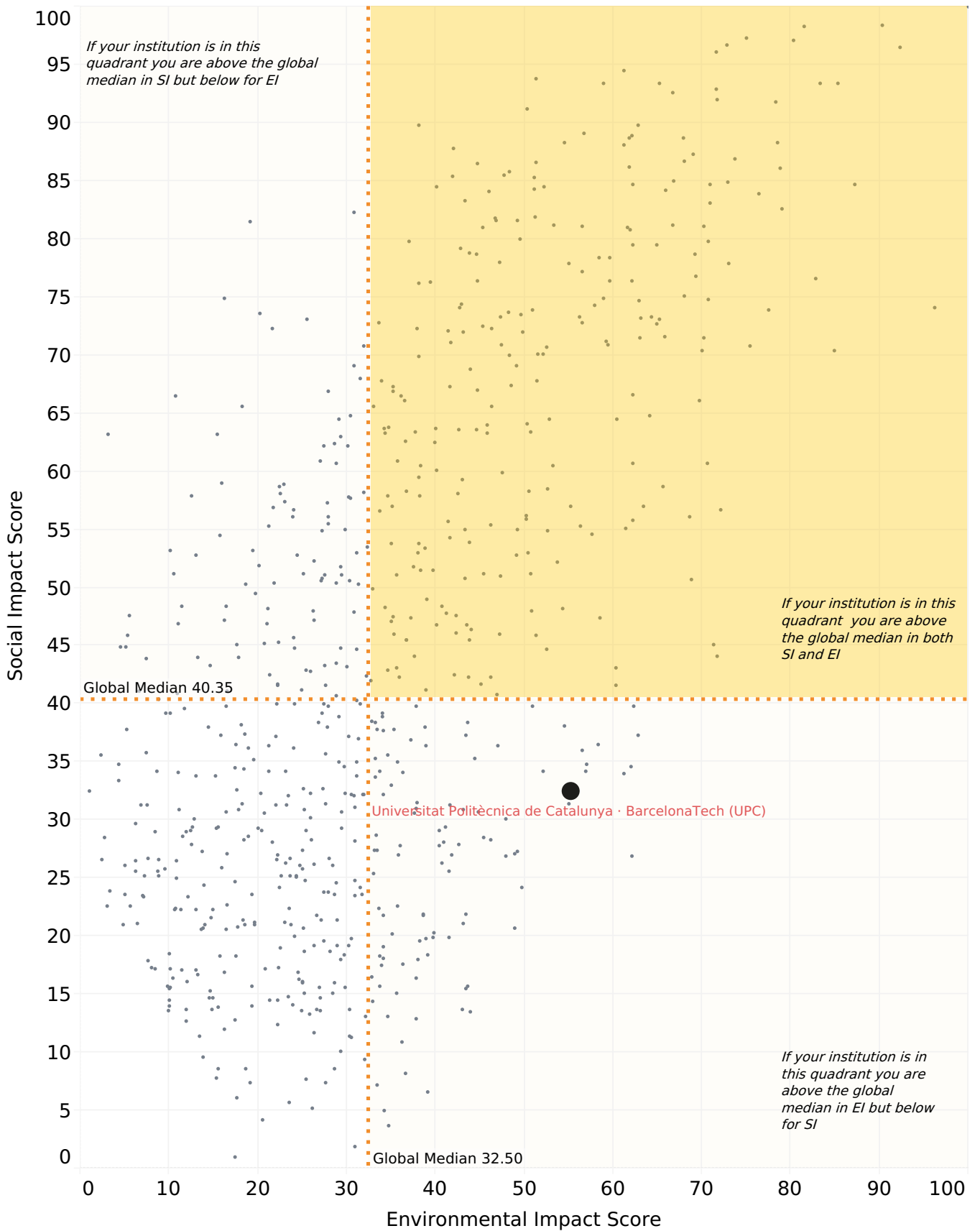


Social Impact Performance Lens Scores



Global Distribution of Scores

Large dot is your institution, minor dots represent other institutions



Leader Spotlight: Featuring Leaders and Institutions

Would you like to improve your brand reputation among higher education leaders worldwide?

One **double-page advertisement** in one of our upcoming QS Higher Ed Reports featuring Rankings + one **exhibition booth** at the upcoming QS Higher Ed Summit (Asia Pacific, India, Middle East & Africa, Europe)

1 QS Higher Ed Summits

Engage with global higher education stakeholders

Partner with QS thought leadership conferences to strengthen your brand, showcase innovative initiatives and increase collaboration.

10k+

delegates have registered at QS conferences in the last 12 months

2 QS Publications

Turning higher education trends into data-led impactful stories to future-proof the global education sector

QS Publications can help strengthen your institution's global academic reputation through yearlong awareness campaigns and thought-leadership pieces.

10k+ 56k+

downloads page views



Contact one of our QS regional representatives to find out more



APAC: Jeroen Prinsen <jeroen.prinsen@qs.com>

UK & Western Europe: Selma Toohey <selma@qs.com>

MEA: Ashwin Fernandes <ashwin@qs.com>

USA & Canada: Benjamin Webb <ben.webb@qs.com>

LATAM: Paula Henao <paula.henao@qs.com>

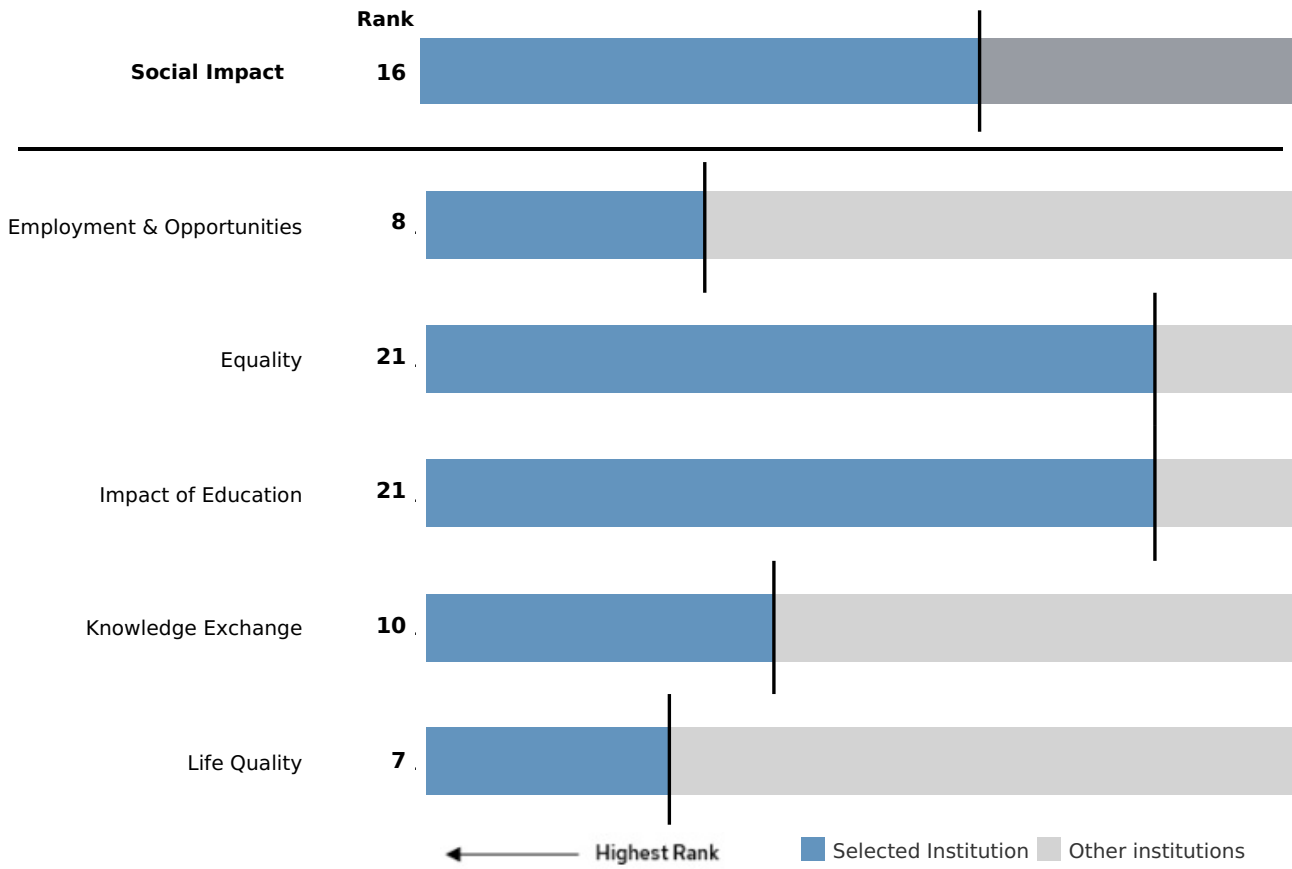
Secure your Leader Spotlight Deal before prices increase in 2023!



Domestic Rank Comparison

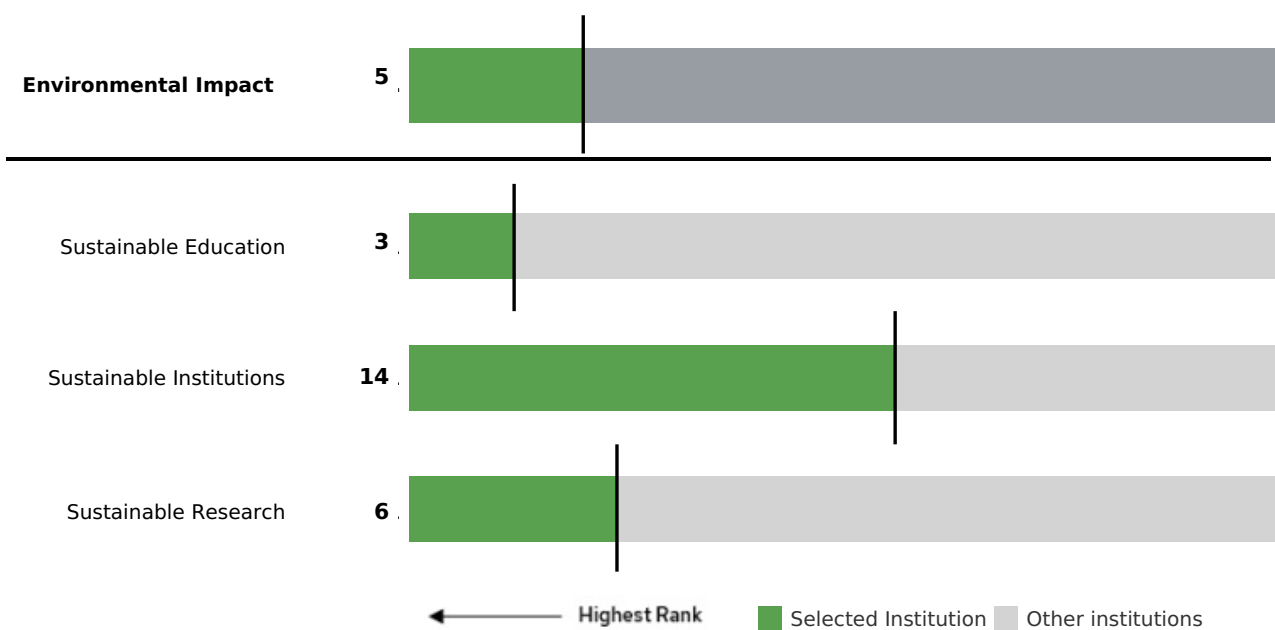
Social Impact Rank

Rank performance within 25 institutions in Spain



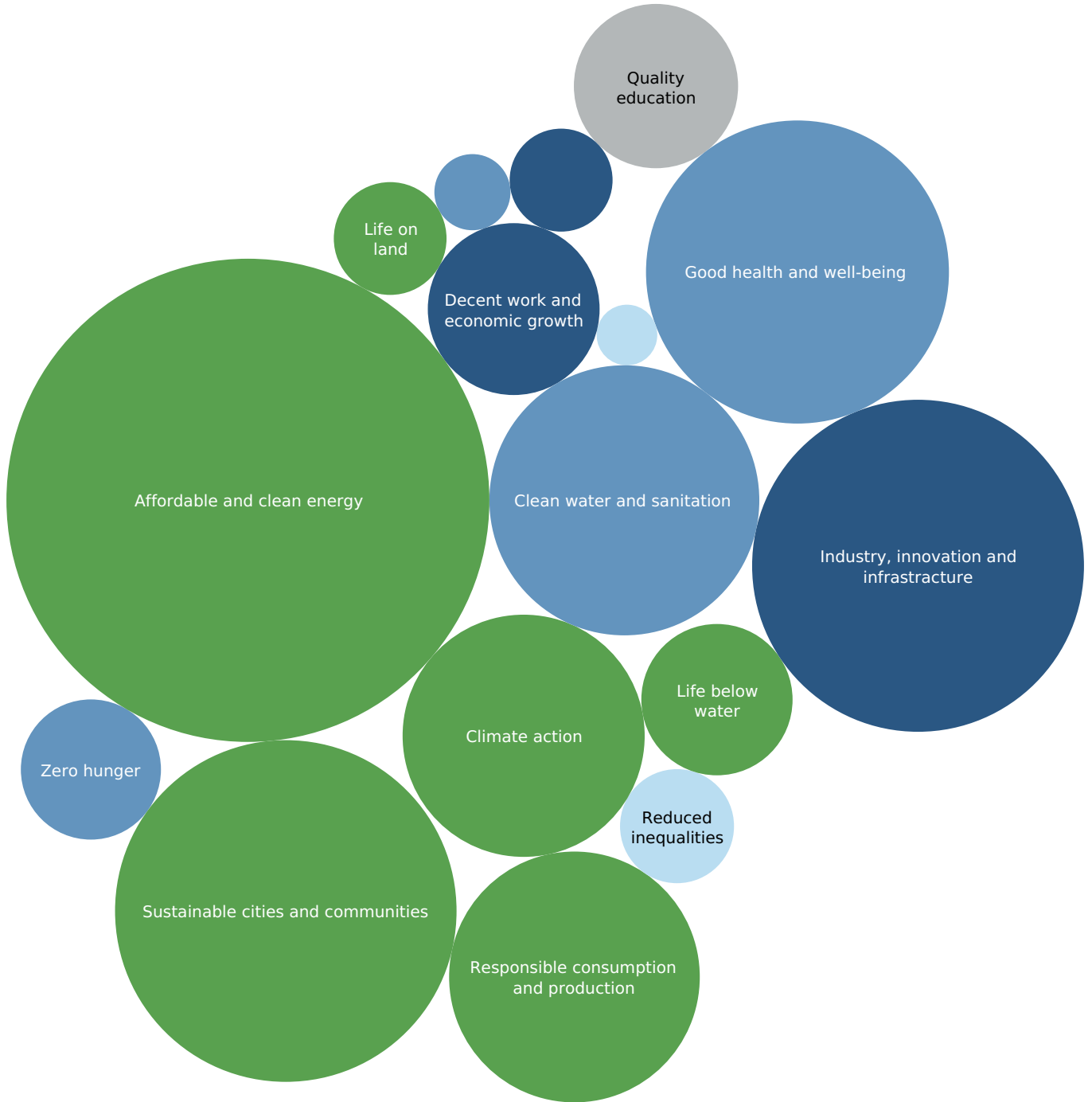
Environmental Impact Rank

Rank performance within 25 institutions in Spain



Sustainability Related Research Output

Sustainability related papers published by **Universitat Politècnica de Catalunya À· BarcelonaTech (UPC)**
(Research papers published 2016-2021)



- Employment & Opportunities
- Life Quality
- Equality
- Sustainable Research
- Impact of Education

For further help and support please
contact us:

<https://support.qs.com>

